

Food – Kebabs & Smoothies



KS1 Design & Technology: Food

Design & Technology Concepts


Design	A plan, such as a drawing, template or mock-up of an idea to make an object.
Make	The process of creating, forming or doing.
Evaluate	To judge the quality and importance of something carefully.

Core Vocabulary




Fruit	A fruit is the part of a flowering plant that contains the seeds.
Vegetable	Vegetables are the leaves, stems, roots, or other parts of certain plants that people eat.
Pith	the soft white lining inside fruit such as oranges.

Technical Knowledge

Teaching aids to demonstrate food processing skills



Food Processing Equipment

Utensil	Food	Effect	Mouth feel
	Orange	Makes juice	Liquid
	Apple	Unpeeled apple	Crunchy
	Carrot	Thin rings	Crispy hard

Hygiene – some key pointers

- Jewellery is removed
- Hair is tied back
- Sleeves are rolled up
- Aprons are on
- Hands are washed
- Cuts are covered with blue waterproof dressing



Helpful Knowledge

1	Fruit comes from plants and contain seeds. Some vegetables are actually fruits. For example tomato's. But we usually associate fruit with being soft, juicy and sweet. But it is important to remember that not every fruit is like that
2	Lots of different types of fruit grow on trees such as apples, pears, oranges and bananas. Some berries grow on bushes. Grapes grow on vines.
3	Fruit will generally have an outer skin. Sometimes this is quite thick and tough like a banana skin. Some fruit need to be pealed and have the skin taken off before you can eat it. Other fruits such as apples and pears have softer skin and that can be eaten.